

GLUING INSTRUCTIONS


**DO NOT GLUE IN BETWEEN THE TRAYS – ONLY GLUE ON TOP OF SEAM
WHEN TRAYS MEET- SHOWN IN PICTURE**



TOOLS NEEDED FOR ASSEMBLY



*Additional glue available for purchase at
innovativegrowersequipment.com online store.*




STEP #1

Lay trays out per included drawing. Trays should have roughly a 1/8" gap, there is a planned air gap in the end to allow for expansion. Make sure all trays are sitting level before moving on to the next step.

STEP #2

Place glue tube (A7) in caulking gun and cut open end (before screwing on nozzle) to prepare to glue.





EBB & FLOW BENCH TRAY GLUING INSTRUCTIONS


GLUING INSTRUCTIONS (CONT.)

DO NOT GLUE IN BETWEEN THE TRAYS – ONLY GLUE ON TOP OF SEAM WHEN TRAYS MEET- SHOWN IN PICTURE

STEP #3

Run a bead of glue filling up the 1/8" gap you left, allow extra to run down the main drainage channel. Use a small utensil such as a small piece of plastic or metal pipe to smooth glue in main drainage channel, making sure there is a seam sealed on both ends and no large globs blocking water flowage. You may have to repeat these 1 or 2 times after a few minutes. DO NOT Smooth glue on the top of the gap, let it settle by gravity only smooth glue in the drainage channel.

DO NOT GLUE IN BETWEEN THE TRAYS – ONLY GLUE ON TOP OF SEAM WHEN TRAYS MEET SHOWN IN PICTURE



Call 815-991-5010 or email us at sales@innovativegrowersequipment.com if you have any questions

INNOVATIVEGROWERSEQUIPMENT.COM




EBB & FLOW BENCH TRAY GLUING INSTRUCTIONS

CONGRATULATIONS!
YOUR EBB & FLOW BENCH IS NOW COMPLETE!



If you would like to use the included bulkhead fitting for draining and filling. Simply uses a 1 3/8" hole saw to drill a hole in the sump and attach fitting – Drill the hole through the plastic table not the Bench filter. *



(A8)
BENCH FILTER



(A12)
SCREEN FOR BULKHEAD FITTING



(A13)
3/4 BULKHEAD FITTING

**VISIT THE INNOVATIVE GROWERS EQUIPMENT YouTube PAGE
FOR STEP BY STEP VIDEO INSTRUCTIONS.**



<https://www.youtube.com/channel/UCXjy4c2QDWEOUFKgJZsDZxQ>



Call 815-991-5010 or email us at sales@innovativegrowersequipment.com if you have any questions



INNOVATIVEGROWERSEQUIPMENT.COM